

**Title, Author, Illustrator:**

## *Ideas for enjoying the book at home*

**Created by:**

---

### **About the Book:**



#### **Before Reading:**

- What do you notice about the cover?
- What do you think about the title?
- What do you think we will discover in this book?



#### **While Reading:**

- What do you notice in the picture?
- What do you think about what we just read?
- What are you curious about now?



#### **After Reading:**

- What did you think about the book?
- How did it make you feel?
- What was your favorite part?

### **Jump into Joyful Reading!**

Invite your child to share their thinking and ask questions as you enjoy the book together. The main thing is to have fun and enjoy one another's company as you read together. Here are some things you can say and do to create a joyful reading experience for your child.

---





**Turn the page over for  
creative expression ideas!**



# Creative Expression Activities

After you read the book, unleash your imagination and creativity! Use the ideas below to choose your own adventure. What other ideas did the book inspire your amazing mind to think of?

---

 <b>Creative Writing</b>	 <b>Visual and Digital Arts</b>	 <b>Kindness and Community</b>
 <b>Mindfulness and Self-Awareness</b>	 <b>Music and Movement</b>	 <b>Pretend Play</b>